

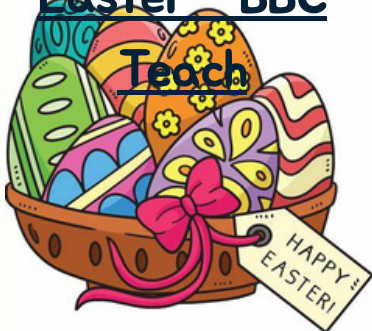
The All Saints' Messenger: Easter Edition

by kids for kids

The Easter Story



[Click the link and watch: The Christian Story of Easter - BBC Teach](#)



Why is Easter Important to Christians?

Easter is important because it signifies Jesus Christ's triumph over death and His resurrection, which means eternal life for all who believe in Him. It confirms all that Jesus taught and preached during His three-year ministry. Easter is foundational to Christianity because it reminds us of Jesus' resurrection, which impacts all areas of our faith and life.



Fun ways to celebrate Easter during the holidays!

Easter Egg Egg characters

YOU WILL NEED:

- * Ceramic Eggs
- * White Pom Poms
- * Pastel Posca Pens
- * Pastel Acrylic Paints
- * Assorted Mini Flowers
- * Pastel Pom Poms
- * Rose Gold Card
- * White & Gold Dots Tissue
- * Paintbrushes
- * Scissors



Step 1: To begin, paint the ceramic egg with pastel acrylic paint.

Step 2: Once the egg is dry, cut two bunny ears out of rose gold card and glue them to the bunny's head.

Step 3: Use paper flowers or pom poms to create a headband on the bunny's head.

Step 4: Finally, stick some canvas to the bunny's forehead and use Posca pens to illustrate a cute face.



For more character ideas, please click here:
<https://www.hobbycraft.co.uk/ideas/how-to-decorate-easter-egg-characters.html>

Mini Egg Brownies



Ingredients

- 200g/7oz unsalted butter, cubed
- 200g/7oz dark chocolate, roughly chopped
- 3 free-range eggs
- 250g/9oz caster sugar
- 100g/3½oz plain flour
- 50g/1¾oz cocoa powder
- 240g/8½oz mini eggs, about half of them roughly chopped
- pinch salt

Method


1. Heat the oven to 180C/160C Fan and line a 20cm/8in square baking tin with parchment paper.
2. Put the butter and chocolate into a heat-proof bowl and melt either in short bursts in the microwave or suspended over a pan of simmering water (do not let the bottom of the bowl touch the water). Leave to cool slightly to room temperature.
3. Put the eggs and caster sugar into a large bowl (or the bowl of a stand mixer) and whisk using an electric whisk until light, pale and fluffy. While whisking, gradually pour in the chocolate mixture until combined.
4. Fold in the flour, cocoa powder, the chopped mini eggs and a pinch of salt.
5. Pour the brownie batter into the tin and spread out to make an even layer. Dot over the remaining mini eggs (you may want to roughly crack some of these for the look).
6. Bake for 25 minutes, or until cracked slightly on top and there is a little wobble in the middle. Leave to cool completely in the tin before slicing and serving.

Enjoy!



Jesus prayed for the people, 'Father forgive them, they do not know what they do. And then Jesus died.'

Easter Jokes



HOW DOES THE
EASTER BUNNY
KEEP HIS FUR IN
PLACE?

WITH HARE SPRAY



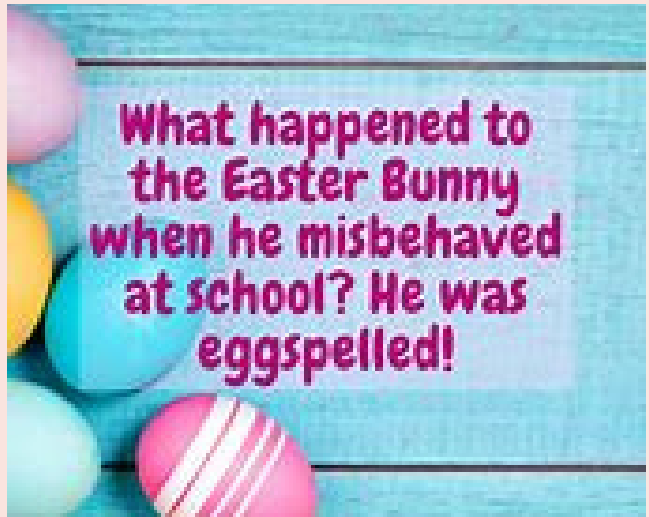
WHY DID THE
EASTER EGG
HIDE?

BECAUSE HE WAS A
LITTLE CHICKEN.



WHAT DO YOU CALL
A SLEEPY EASTER
EGG?

EGGS-AUSTED



What happened to
the Easter Bunny
when he misbehaved
at school? He was
eggspelled!

What Can We All Learn From The Easter Story?

Article written by Georgie, year 6

This isn't homework, but what can we all learn from the Easter story? The Easter story may have been taught to us by friends, family, Reverend Daniel or media. It is a moral story that teaches us about hope, unconditional love and life after death.

Personally, I have learned that when things stand in our way, we can overcome them if we learn from past mistakes; leaning on faith and hoping for brighter outcomes. This is a positive mindset and everyone can become positive if we always seek to look out for the good.

The Easter story reminds us to have a hopeful energy, to love and have faith, just like Jesus.

Hopefully, you can share this message to those you love.

